

# What Is Arts Integration?

## Defining Arts Integration

By Lynne B. Silverstein  
and Sean Layne

Across the nation there has been a growing interest in arts integration as an approach to teaching in which the arts leverage learning in other subject areas such as science, language arts, mathematics, and social studies.

Since 1999, the Kennedy Center has been working in an intensive and ongoing way with a network of partnership schools in the Washington DC metropolitan area to provide professional learning experiences for teachers to learn about and implement arts integration. The program, known as Changing Education Through the Arts (CETA) uses a comprehensive definition of arts integration as its foundation. This definition helps over 400 teachers in the program know exactly what arts integration is and how it differs from teaching the arts or just using the arts in the classroom.

### THE DEFINITION

Arts Integration is  
an **APPROACH** to **TEACHING**  
in which students construct and demonstrate  
**UNDERSTANDING**  
through an **ART FORM**.  
Students engage in a  
**CREATIVE PROCESS** which  
**CONNECTS** an art form and another subject area  
and meets **EVOLVING OBJECTIVES** in both.

### The Definition

The definition includes terms that have deep connections to the arts and education. The following sections examine each key term.

Arts Integration is  
an **APPROACH** to **TEACHING**  
**approach** (*n*)—a path, road, or other means of reaching a person or place

This definition begins with the assertion that arts integration is larger than an activity. Rather, arts integration is an approach to teaching that is embedded in one's daily practice.

# What is Arts Integration?

An “approach to teaching” refers to *how* something is taught rather than *what* is taught. Every teacher has an approach to teaching, whether or not they are aware of it. Approaches fall along a continuum from traditional, teacher-centered instruction to more progressive, student-centered instruction. Ultimately, our approach is based on our beliefs about how students learn. As an approach to teaching, arts integration relies heavily on the progressive, student-centered end of the continuum.

This approach to teaching is grounded in the belief that learning is actively built, experiential, evolving, collaborative, problem-solving, and reflective. These beliefs are aligned with current research about the nature of learning and with the Constructivist learning theory. Constructivist practices that align with arts integration practices include:

- Drawing on students prior knowledge
- Providing active hands-on learning with authentic problems for students to solve in divergent ways
- Arranging opportunities for students to learn from each other to enrich their understandings
- Engaging students in reflection about what they learned, how they learned it, and what it means to them
- Using student assessment of their own and peers’ work as part of the learning experience
- Providing opportunities for students to revise and improve their work and
- Building a positive classroom environment where students are encouraged and supported to take risks, explore possibilities, and where a social, cooperative learning community is created and nurtured.

## Students construct and demonstrate

### UNDERSTANDING

**understand** (vt.)—(1) *to get or perceive the meaning of; to know or grasp what is meant by; comprehend* (2) *to gather or assume from what is heard; to infer* 3) *to know thoroughly; grasp or perceive clearly and fully the nature, character, functioning, etc. of* 4) *to have a sympathetic rapport with*

Constructing understanding of one’s world is an active, mind-engaging process. Information must be mentally acted upon in order to have meaning for the learner.<sup>1</sup>

# What is Arts Integration?

Arts integration provides multiple ways for students to make sense of what they learn (construct understanding) and make their learning visible (demonstrate understanding). It goes beyond the initial step of helping students learn and recall information to challenging students to take the information and facts they have learned and do something with them to build deeper understanding.

*"In the arts students have central and active roles as meaning makers. This role demands that they not only acquire knowledge but they develop the capacity to reflect on what they are learning and to use it as they interpret and create works of art."*<sup>2</sup>

Students' visible demonstrations of learning serve as both formative assessments to guide instruction and summative assessments to determine what students have learned. For example, when students are challenged to work as choreographers to create a dance that demonstrates how the seasons change, they must build their understanding of the vocabulary and concepts shared by science and dance (such as rotate, revolve, cycles, patterns, and change). Their dance will reflect their understandings and provide teachers with a quick, effective means to determine whether individual students know the difference between rotate and revolve, if a group understood the cyclical nature of the seasons, or if the class has mastered how to demonstrate the concept of change through physical movement.

## ...through an ART FORM.

**art form** (n)—*any branch of creative work in the arts (visual arts, dance, drama, music); the products of creative work*

Students can construct and demonstrate their understanding in many ways. Traditionally, they are asked to communicate their learning through a report or on a test. However, when they are involved in arts integration, their learning is evident in the products they create, such as the dance, painting, or dramatization.

Students can—and should—have opportunities to construct and demonstrate their understandings in various ways. Nationwide, classrooms have become, and continue to become, more culturally, economically, and academically diverse. And yet, a great deal of instruction relies primarily, and sometimes exclusively, on speaking and writing as the way for students to show what they know. Today's research points to the power of learning through a variety of students in visual, aural, and kinesthetic learning modalities so that students can actively process what they are learning.

## What is Arts Integration?

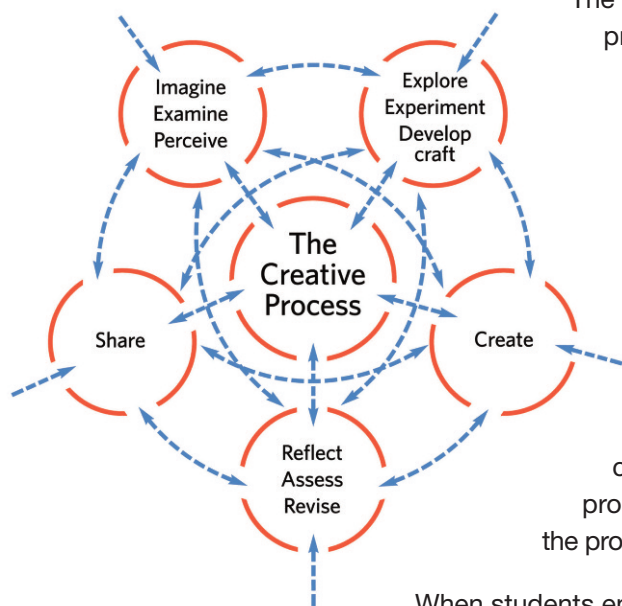
The recognition of the arts as powerful modalities for learning is embedded in this part of the definition. By their nature, the arts engage students in learning through observing, listening, and moving and offer learners various ways to acquire information and act on it to build understanding. They also offer a natural way to differentiate instruction as the arts offer multiple modes of representation, expression, and engagement.<sup>3</sup> Additionally, the arts provide an authentic context in which students solve problems such as those encountered by professional artists.

### Students engage in a **CREATIVE PROCESS...**

**creativity** (n)—an imaginative activity fashioned so as to produce outcomes that are original and of value.<sup>4</sup>

The heart of arts integration is engagement in the creative process. Arts integration requires that students do more than repeat (a song), copy (an art project), or follow directions. They must create something that is original and of value.

The creative process in the arts is a process not a single event. It includes many interacting phases and each phase is related to every other.<sup>5</sup> There are many descriptions of the creative process. The one provided here is a synthesis of ideas from many different sources. In this diagram, the process is made visible as five open circles. 1) Students imagine, examine, and perceive. 2) They explore, experiment, and develop craft. 3) They create. 4) They reflect, assess, and revise, and 5) share their products with others. Arrows indicate the ways one can enter the process and the myriad ways the phases interact.



When students engage in the creative process, they produce original work that communicates their ideas, insights, points of view, and feelings. The creative process can be “messy.” It is difficult to predict what will happen, be discovered, or emerge during the process. Learners engage in inquiry and experimentation as opposed to following rigid, step-by-step rules. Some ideas, once explored, do not work well, while other ideas that were not originally considered, may surface as the perfect solution.

If teachers are overly concerned with a “neat” process and product, they tend to make the creative choices for students and direct the outcome. In these cases, the creative process is present, but only for the teacher. It is the teacher’s or teaching artist’s responsibility to set a creative problem or challenge for students to solve, but not to take over and solve the challenge for the students.

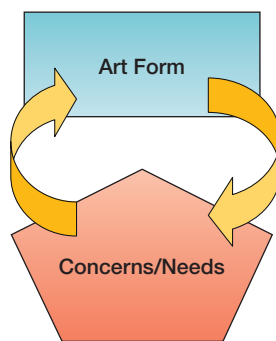
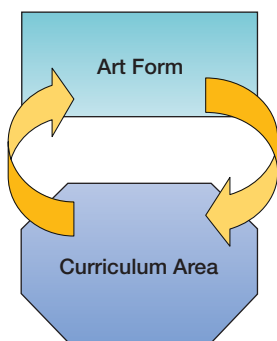
# What is Arts Integration?

...which **CONNECTS**

**an art form and another subject area...**

**connect** (v)—to join, link, or fasten together; unite or bind

A distinguishing aspect of arts integration is its interdisciplinary connections. Connections are made between a specific art form and a specific curriculum area. For example, collage can be connected to the study of geographical regions or choreography can be connected to the study of life cycles.



Connections can also be made between a specific art form and a school's concern or need. Schools often identify a focus for improvement that is sometimes outside the formal curriculum. For example, the arts can connect to school concerns such as character education/bullying, collaboration, habits of mind, or multiple intelligences.

Both connections—to curriculum or a concern/need—are strongest when they are mutually-reinforcing. In other words, by engaging in learning in one subject, learning in the other subject is reinforced and extended, and vice versa. Rather than imagining connections as two intersecting lines, mutually-reinforcing connections function as a cycle.

For example, students are challenged to create a tableau (motionless stage picture) that depicts a defining moment of the Trail of Tears. They must examine the social studies content, find out what led to the United States government forcibly relocating the Native Americans west of the Mississippi River, and determine the impact the dislocation had on the Native Americans. They must then distill their understandings into a tableau, which requires them to consider stage composition, characters, actions, relationships, and expression. Because a tableau is so concise, students must return to the social studies curriculum to determine the most significant information. Once the tableau is created, students are challenged to compose short statements that they will speak within the tableau. Again, they must return to the social studies content, synthesize it, and make inferences. With each rotation through the cycle, student learning in both theatre and social studies is reinforced and deepened. The more they learn about the Trail of Tears, the more their tableaux develop; the more their tableaux develop, the more they build their understanding of history.

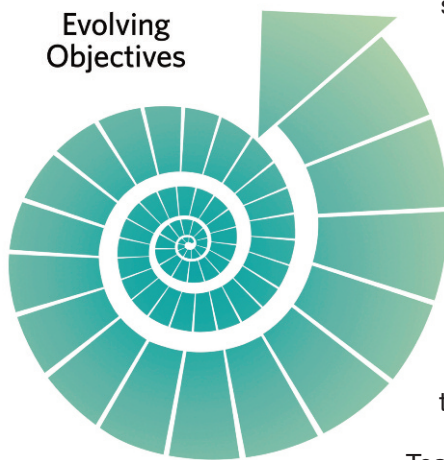
# What is Arts Integration?

...and meets

## EVOLVING OBJECTIVES in both.

**evolve** (v)—to develop gradually

This final part of the definition underscores two ideas. First, arts integration requires teachers to set objectives in both the art form and the other subject area. The dual objectives are balanced; students are accountable for significant learning in both the art form and the other subject.



Second, just as objectives evolve and challenge students to deepen their understandings in science, math, or language arts, objectives in the art form must also evolve if students are to remain challenged. A student does not learn to express ideas through dance in one session. Objectives evolve and unfold over time as students' experience and understandings develop. As students master each objective, they are ready to take on the next, more challenging ones. Teachers monitor student progress and adjust objectives to keep students challenged and interested within a unit or across a year. As students' mastery grows, so do their feelings of self-efficacy—the belief in oneself and one's ability to achieve.

Teachers are familiar with the evolving nature of objectives in math, language arts and other subject areas. They are less familiar with evolving objectives in the arts. Here is an example in dance:

- The objective is for students to create and perform a movement phrase set to a piece of music. This objective can begin with small groups of students choosing their movement phrase from a limited set of options and where the teacher counts the beat aloud. Once mastered, the objective evolves as students create their own movement phrase without pre-set options and can recall and repeat it. The objective further evolves as students are able to count the beat on their own. The objective evolves again as students are challenged to refine the quality of their movements.

The evolution of objectives can pertain to one specific experience with a dance or can evolve as students have multiple experiences with dance across a school year.

### ENDNOTES

<sup>1</sup> Jacqueline Grennon Brooks and Martin G. Brooks, *In Search of Understanding: The Case for Constructivist Classrooms* (Alexandria, VA: ASCD, 1999), 4.

<sup>2</sup> Lauren M. Stevenson and Richard Deasy, *Third Space: When Learning Matters* (Washington DC: Arts Education Partnership, 2005), 37.

<sup>3</sup> Dennie Palmer Wolf, "Building and Evaluating 'Freedom Machines': When is Arts Education a Setting for Equitable Learning?" in *Contours of Inclusion: Frameworks and Tools for Evaluating Arts in Education*, ed. Don Glass (Washington, DC: VSAarts, 2008) 5-6.

<sup>4</sup> Definition by National Advisory Committee on Cultural and Creative Education in Pat Cochrane and Mike Cockett, *Building a Creative School: A dynamic approach to school development* (Stoke on Trent, UK: Trentham Books, 2007), 59.

<sup>5</sup> Sir Ken Robinson, *Out of Our Minds: Learning to Be Creative* (West Sussex, England: Capstone Publishing, 2001), 128.

# What is Arts Integration?


## Arts Integration Checklist

Many teachers confuse any inclusion of the arts in the classroom with arts integration. While all types of arts-based instruction are encouraged, it is helpful for teachers to know if they are engaged in arts integration. To clarify its distinctive nature, an Arts Integration Checklist is provided. Teachers answering yes to the items can be assured that their approach to teaching is indeed integrated.

ARTS INTEGRATION CHECKLIST		
<b>APPROACH TO TEACHING</b>		
1. Are learning principles of Constructivism (actively built, experiential, evolving, collaborative, problem-solving, and reflective) evident in my lesson?	Yes	No
<b>UNDERSTANDING</b>		
2. Are the students engaged in constructing and demonstrating understanding as opposed to just memorizing and reciting knowledge?	Yes	No
<b>ART FORM</b>		
3. Are the students constructing and demonstrating their understandings through an art form?	Yes	No
<b>CREATIVE PROCESS</b>		
4. Are the students engaged in a process of creating something original as opposed to copying or parroting?	Yes	No
5. Will the students revise their products?	Yes	No
6. Will the students share their products?	Yes	No
<b>CONNECTS</b>		
7. Does the art form connect to another part of the curriculum or a concern/need?	Yes	No
8. Is the connection mutually reinforcing?	Yes	No
<b>EVOLVING OBJECTIVES</b>		
9. Are there objectives in both the art form and another part of the curriculum or a concern/need?	Yes	No
10. Have the objectives evolved since the last time the students engaged with this subject matter?	Yes	No



# What Is Arts Integration?



This information in Tab 2 is excerpted from *Laying A Foundation: Defining Arts Integration*, the Kennedy Center Seminar for teaching artists and Presentation for teachers developed by Lynne B. Silverstein and Sean Layne for the Partners in Education program of National Partnerships in the Education Department of the John F. Kennedy Center for the Performing Arts, Washington, D.C.

© 2008, The John F. Kennedy Center for the Performing Arts  
ANY UNAUTHORIZED REPRODUCTION OR USE OF THESE MATERIALS IS STRICTLY PROHIBITED. These materials are under copyright and are for your personal use only. For other uses, written permission is required. Contact Barbara Shepherd, Director, National Partnerships, The Kennedy Center, at [BBshepherd@kennedy-center.org](mailto:BBshepherd@kennedy-center.org) or call (202) 416-8806.



## The Kennedy Center

Stephen Schwarzman

*Chairman*

Michael M. Kaiser

*President*

Darrell M. Ayers

*Vice President, Education*

Barbara Shepherd

*Director, National Partnerships*

John Abodeely

*Program Manager, National Partnerships*

Amy L. Duma

*Director, Teacher and School Programs*

Jeanette McCune

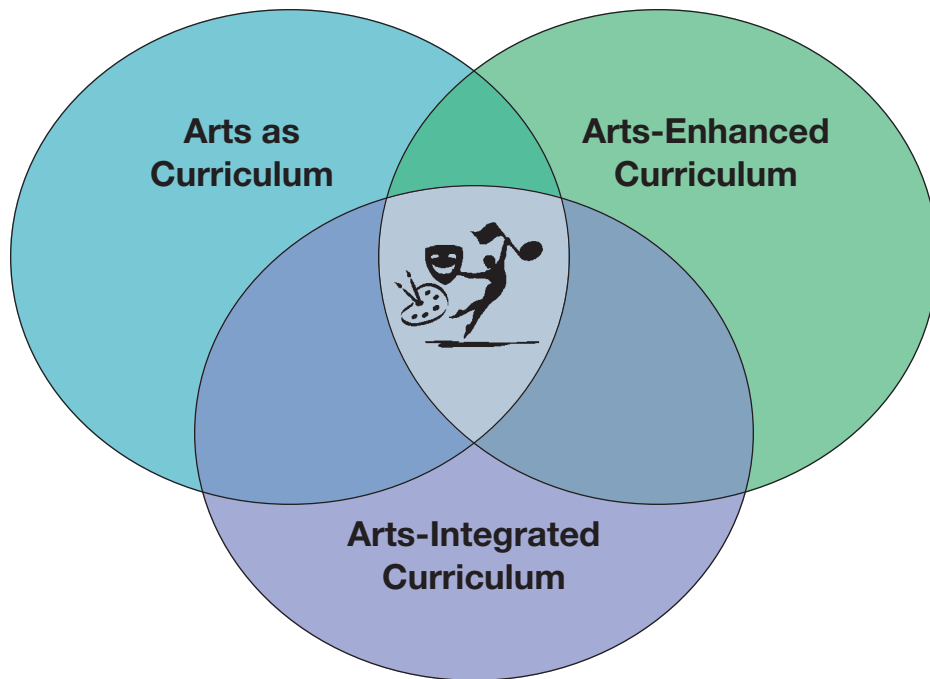
*Assistant Director, Teacher and School Programs*



# What is Arts Integration?

## THE ARTS IN SCHOOLS

There are three ways the arts are taught in schools.



All are supported by arts experiences—attendance at performances and exhibits by professional artists.

### PURPOSE:

To explore the defining characteristics of  
*arts integration*

# What is Arts Integration?


## DEFINITION

Arts Integration is  
an **APPROACH** to **TEACHING**  
in which students  
construct and demonstrate  
**UNDERSTANDING**  
through an  
**ART FORM.**  
Students engage in a  
**CREATIVE PROCESS**  
which **CONNECTS**  
an art form and another subject area  
and meets  
**EVOLVING OBJECTIVES**  
in both.

# What is Arts Integration?

## APPROACH TO TEACHING PERSPECTIVES


### CREATIVITY RESOURCES



**DANIEL PINK**  
Pink, Daniel H.  
*A Whole New Mind:  
Why Right-Brainers Will Rule the Future.*  
NY: Riverhead Books, 2005.




**SIR KEN ROBINSON**  
Robinson, Sir Ken.  
*Out of Our Minds:  
Learning to be Creative.*  
West Sussex: Great Britain,  
Capstone Publishing, 2001.




**ROBERT AND MICHÈLE  
ROOT- BERNSTEIN**  
Root-Bernstein, Robert and  
Michèle.  
*SPARKS OF GENIUS:  
The 13 Thinking Tools of the  
World's Most Creative People.*  
NY: Mariner Books, 1999.

### BRAIN RESEARCH RESOURCES




**RENATE and GEOFFREY  
CAINE et al.**  
Caine, Renate N. and  
Geoffrey Caine, Carol  
McClintic, and Karl Klimek.  
*12 Brain/Mind Learning Principles  
in Action: The Fieldbook for  
Making Connections, Teaching,  
and the Human Brain.*  
Thousand Oaks, CA: Corwin  
Press, 2004




**ERIC JENSEN**  
Jensen, Eric.  
*Arts with the Brain in Mind.*  
Alexandria, VA: Association for  
Supervision and Curriculum  
Development, 2001.



**DAVID SOUSA**  
Sousa, David.  
*How the Brain Learns*  
(3rd edition). Thousand Oaks,  
CA: Corwin Press, 2006.



**JUDY WILLIS**  
Willis, Judy M.D.  
*Research-Based Strategies  
to Ignite Student Learning.*  
Alexandria, VA: Association for  
Supervision and Curriculum  
Development, 2006.









**PATRICIA WOLFE**  
Wolfe, Patricia.  
*Brain Matters: Translating  
Research into Classroom  
Practice.*  
Alexandria, VA: Association for  
Supervision and Curriculum  
Development, 2001.

# What is Arts Integration?

## SIX LEARNING PRINCIPLES

Learning is...

<p><b>1. ACTIVELY BUILT/ CONSTRUCTED</b></p>  <p>The meaning students construct is based on their pre-existing knowledge, understandings, and beliefs.</p>	<p><b>2. EXPERIENTIAL</b></p>  <p>Engaging students in real-world, authentic experiences is the optimum way for them to learn.</p>
<p><b>3. REFLECTIVE</b></p>  <p>Students need opportunities to think about and make personal sense of new experiences, and to integrate them with past experiences.</p>	<p><b>4. EVOLVING</b></p>  <p>For significant learning to take place, students need to revisit ideas, ponder them, try them out, play with them, and revise them.</p>
<p><b>5. COLLABORATIVE</b></p>  <p>Student learning increases when they have opportunities to learn from their peers.</p>	<p><b>6. PROBLEM-SOLVING</b></p>  <p>Students learn best when they ask questions, investigate, and use a variety of resources to find solutions.</p>

Adapted from Ed Online, "Constructivism as a Paradigm for Teaching and Learning,"  
[www.thirteen.org/edonline/concept2class/constructivism](http://www.thirteen.org/edonline/concept2class/constructivism)

# What is Arts Integration?

## ALIGNING BELIEFS AND PRACTICES

Practices are a living expression of your values/beliefs.

BELIEFS	CONSISTENT PRACTICE	INCONSISTENT PRACTICE
<b>Learning is actively built/constructed</b>	Students discuss and examine what they already know, understand, and believe at the beginning of their learning experience. Engagement is highly personal.	Students “receive” information from the textbook or teacher. Initial instruction ignores students’ prior knowledge. Literal answers are accepted as evidence of comprehension.
<b>Learning is experiential</b>	Students engage in hands-on activities supplemented by primary sources. They experience and learn through real world, authentic challenges. Students demonstrate their learning through visual, kinesthetic, dramatic, and other ways.	Students learn mainly from textbooks and worksheets.
<b>Learning is reflective</b>	Students engage in regular oral, written reflections on what they learned and how they learned it, and what it means to them. Student reflection impacts and guides future instruction.  Assessment is part of the learning experience. Student learning is evident in what they say and do.	No time is devoted to regular reflection. Feedback happens only at the end of a unit. Instruction is not altered as a result of responses.  Assessment is at the end of a unit through written tests and verbal responses to questions.
<b>Learning is evolving; students are thinkers with their own emerging theories about the world</b>	Learning is marked by cycles. Students return to ideas to expand/explore them. Students see mistakes as a part of the learning process.	Information is “covered” — one time through. Students seek single right answers. Mistakes are considered errors.

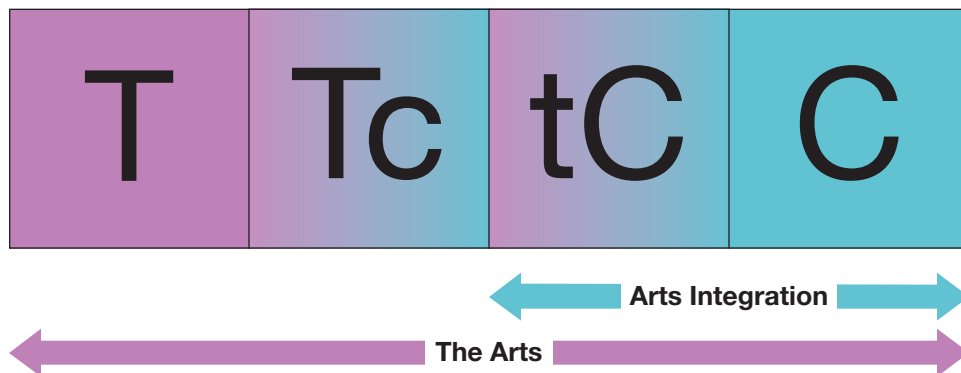
## What is Arts Integration?

BELIEFS	CONSISTENT PRACTICE	INCONSISTENT PRACTICE
<b>Learning is collaborative</b>	Students work in groups. Learners depend on each other's thinking to enrich their understanding and construct meaning. Students are consistently engaged in purposeful conversation.	Students are engaged mostly in individual learning. Desks are organized in rows facing the teacher and not each other. The classroom is silent. Conversation is perceived as disruptive and "cheating." Students are required to raise their hands to speak, usually in response to the teacher's questions.
<b>Learning is problem-solving</b>	Students create their own solutions. Students make choices and evaluate the results. Questions have more than one right answer.  Students are supported and feel safe to freely explore. They get regular, supportive encouragement.  Teacher's physical proximity to students and his/her language use demonstrates respect for all students.	Instruction focuses on repetition and drill.  Teachers provide the answers; students copy the teacher's solution.  Use of worksheets, fill-in-the-blank forms.  Rewards and punishments are linked to learning. Atmosphere is guided by fear of being wrong.  Teacher is physically separate from students and his/her language is not respectful.

# What is Arts Integration?

## ARTS INTEGRATION AS AN APPROACH TO TEACHING

- T** = A consistently Traditional approach to teaching.
- TC** = A predominantly Traditional approach using some Constructivist techniques from time to time.
- tC** = A predominantly Constructivist approach using some Traditional techniques from time to time.
- C** = A consistently Constructivist approach to teaching



The arts can have a place in classrooms where teachers use any approach to teaching.

However, effective arts-integrated instruction requires a Constructivist or predominantly Constructivist approach to teaching.



# What is Arts Integration?

CONSTRUCTIVISM		
Constructivists view learning as an active process of creating, rather than acquiring knowledge. Instead of only listening to and observing the teacher or reading a textbook, students learn by doing, questioning, exploring, reflecting, and assessing.		
What is Learning?	What is the Learning Process?	What is the Teacher's Role?
<p>Learning is a change in our understanding.</p> <p>Knowledge is not fixed; it is dynamic.</p>	<p>Learning takes place when we engage in and process our experiences. We make sense of our experiences based on our current and prior knowledge.</p> <p>Learners make and test hypotheses and look for generalizations.</p> <p>Learning is social and takes place in collaboration with others.</p> <p>Constructivists believe students have personal experience, feelings, and beliefs that impact their interpretations of experience.</p>	<p>The role of the teacher is to ask complex questions and to create a collaborative, problem-solving environment where students are free to make discoveries and to construct meaning from these discoveries.</p>

In the 20th century, **Jean Piaget** and **John Dewey** developed theories of childhood development and education (Progressive Education) that led to the evolution of constructivism. Others have added new perspectives to constructivist learning theory and practice, such as **Lev Vygotsky**, **Jerome Bruner**, and **David Ausubel**.

## RESOURCES ABOUT CONSTRUCTIVISM

### BOOKS

- McBrien J. L. and R.S. Brandt. *The Language of Learning: A Guide to Education Terms*, Alexandria, VA: Association for Supervision and Curriculum Development, 1997.
- Brooks, Jacqueline Grennon and Martin G. Brooks. *In Search of Understanding: The Case for Constructivist Classrooms, Revised Edition*. Alexandria, VA: Association for Supervision and Curriculum Development, 1999.
- Brooks, Jacqueline Grennon. *Schooling for Life: Reclaiming the Essence of Learning*. Alexandria, VA: Association for Supervision and Curriculum Development, 2002.

### WEB SITES

- Thirteen Ed Online, Educational Broadcasting Corporation, *Concept to Classroom: A Series of Workshops* <http://www.thirteen.org/edonline/concept2class/index.html>
- Association of Supervision and Curriculum Development (ASCD), <http://www.ascd.org>

# What is Arts Integration?

## WHAT IS UNDERSTANDING?

UNDERSTANDING
■ Make sense of many distinct pieces of knowledge
■ Take facts and skills and <i>use</i> them widely and effectively Ability to <i>use</i> (or “apply” in Bloom’s sense)
■ Requires a creative, thoughtful, and active mind
■ Ability to draw inferences

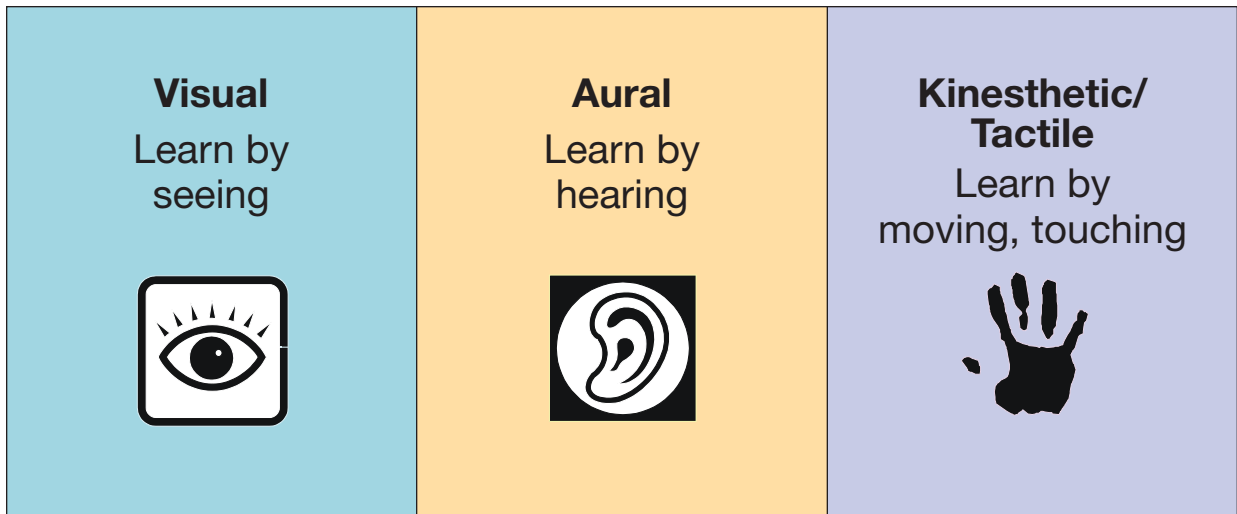


KNOWLEDGE
■ Facts
■ Information that is known
■ Requires taking in and recalling from memory
■ Usually taught through lecture, repetitive drill, and memorization
■ Learners simply plug in what is required

Based on: Wiggins, Grant and Jay McTighe. *Understanding by Design*, Alexandria, VA: Association for Supervision and Curriculum Development, 2005.

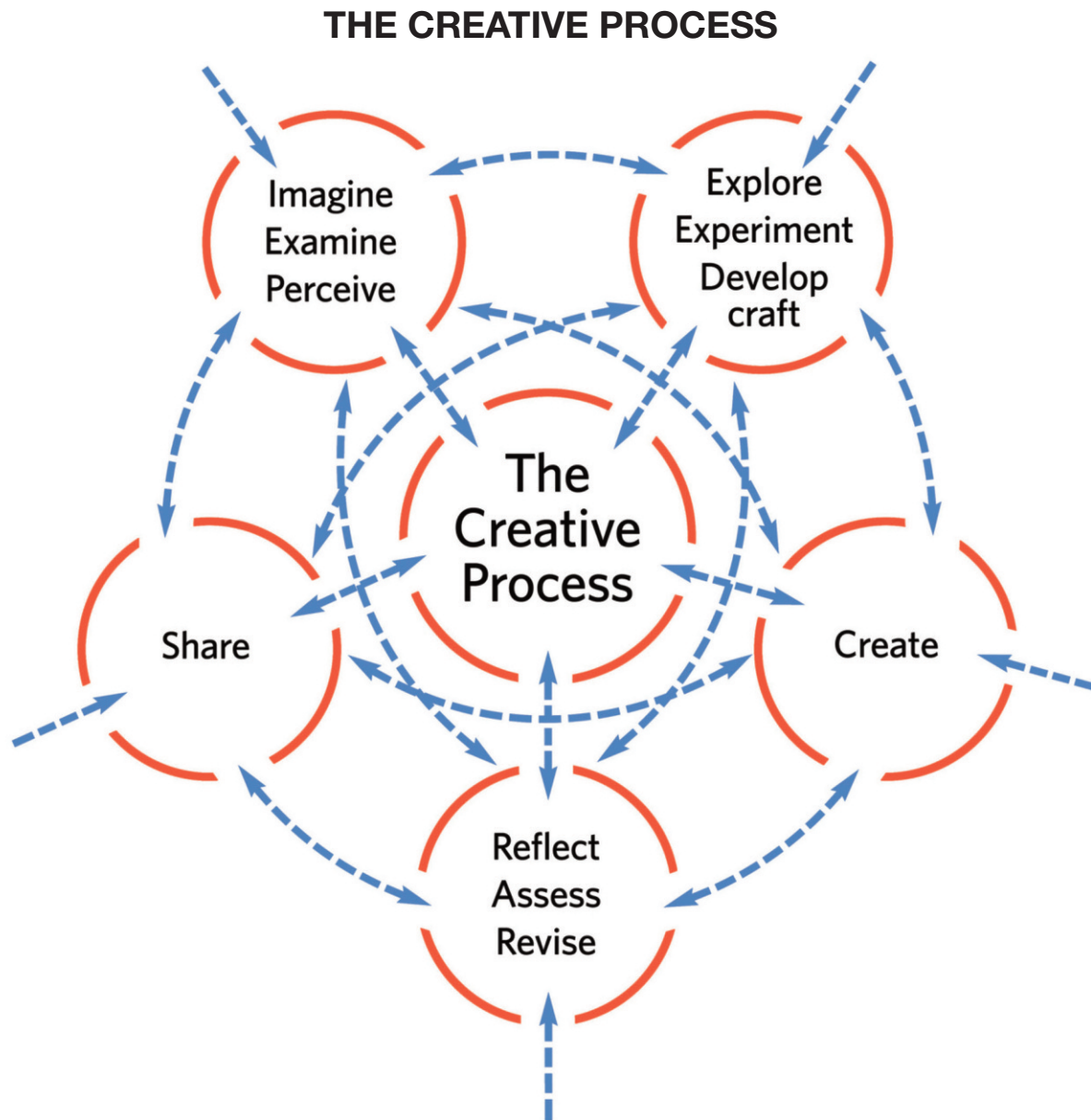
## What is Arts Integration?

### THREE MODALITIES: WAYS OF LEARNING



“One is struck by the superior findings reported for visual and dramatic instruction over verbal instruction in terms of the percentage of information recalled one year after the completion of the unit.”—Robert Marzano, *The Art and Science of Teaching*

## What is Arts Integration?



# What is Arts Integration?

## ARTS-INTEGRATED CONNECTIONS

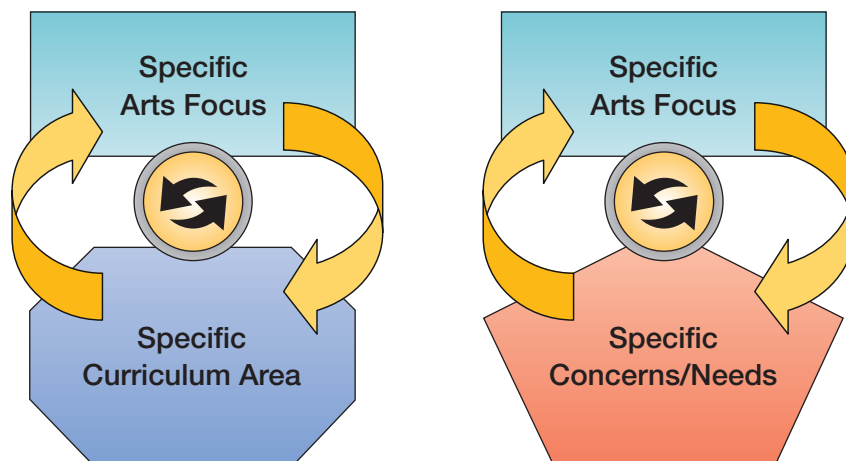
Identifying connections is the first and most critical step in planning arts-integrated instruction.

A connection is created by identifying your specific ARTS FOCUS (e.g., creative movement, rhythm, story theater, collage) and connecting it to a specific:

1. **Curriculum Area**—a required subject (e.g., science, social studies, language arts, math, art form, etc.)

**OR...**

2. **Concern/Need**—an issue educators consider important (e.g., second language learners, character education, classroom management)



### Mutually Reinforcing Connection—

Learning in one area reinforces/extends learning in the other area

# What is Arts Integration?

## OBJECTIVES

Arts integration requires that objectives are met in *both* the art form and the other subject area.



### Definition

**e•volve**—to develop by gradual changes; unfold

**Synonyms:** change, grow, progress, advance, go forward, develop

**Antonym:** regress

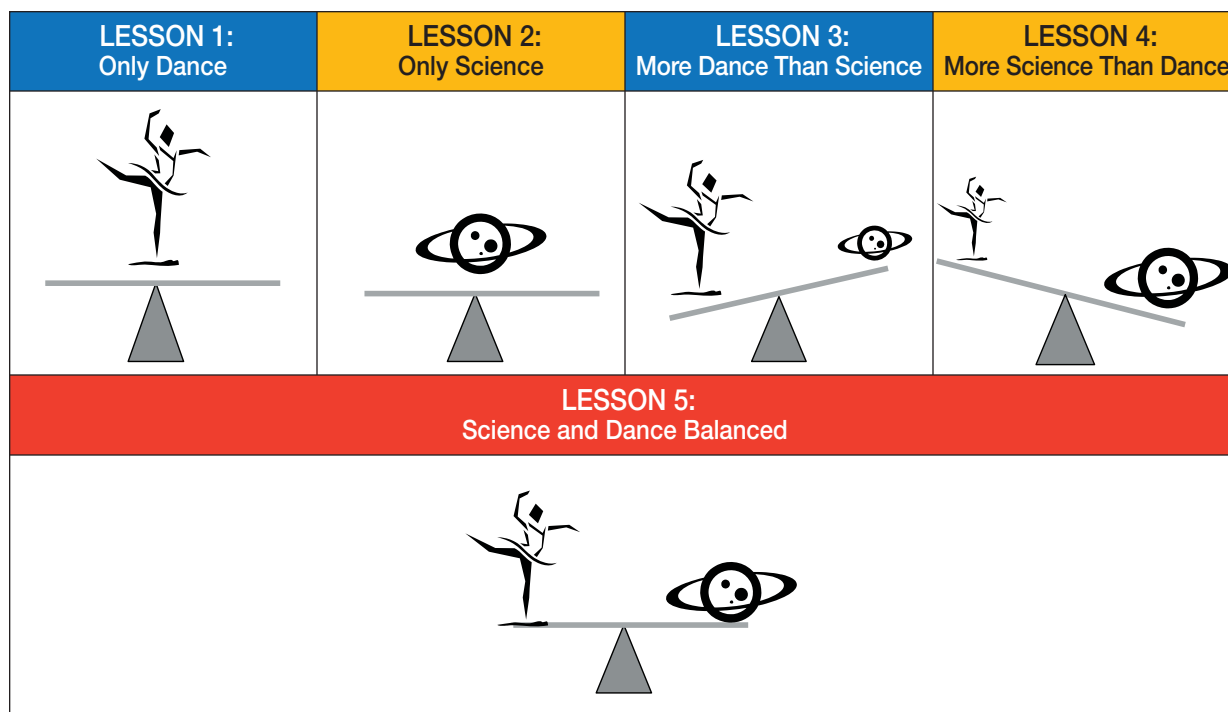
The selection of appropriate achievement standards<sup>1</sup> allows teachers to “stretch” students and to help them gradually develop deeper levels of knowledge and skill over time.

Evolving objectives lead to feelings of self-efficacy—the belief in oneself and one’s ability to achieve.

<sup>1</sup> Achievement Standards identify the specific knowledge and skills students are to learn to meet a specific Content Standard. Achievement Standards are grade level specific.

# What is Arts Integration?

## THE SHIFTING BALANCE OF INSTRUCTION





# Arts Integration...Online!

<http://artsedge.kennedy-center.org/content/arts-integration>

Visit this site to explore:

The **WHAT** and **WHY** of arts integration

Examine the thinking behind the Kennedy Center's definition for arts integration, explore various viewpoints about the value of arts integration for teaching and learning, and access a wide range of research and publications about arts integration.

Examples of **ARTS INTEGRATION in PRACTICE**

Explore examples of documentation of student learning through the arts and listen to Kennedy Center Teaching Artists describe powerful curriculum connections.

The Kennedy Center's **ARTS INTEGRATION PROGRAM in SCHOOLS**

Learn about the Kennedy Center's Changing Education Through the Arts (CETA) program and explore what you would see inside a CETA school.

A range of arts integration **RESOURCES**

Check out the Kennedy Center's professional learning opportunities for teachers, teaching artists, and arts organizations. Find out how to get involved in its national networks.

